

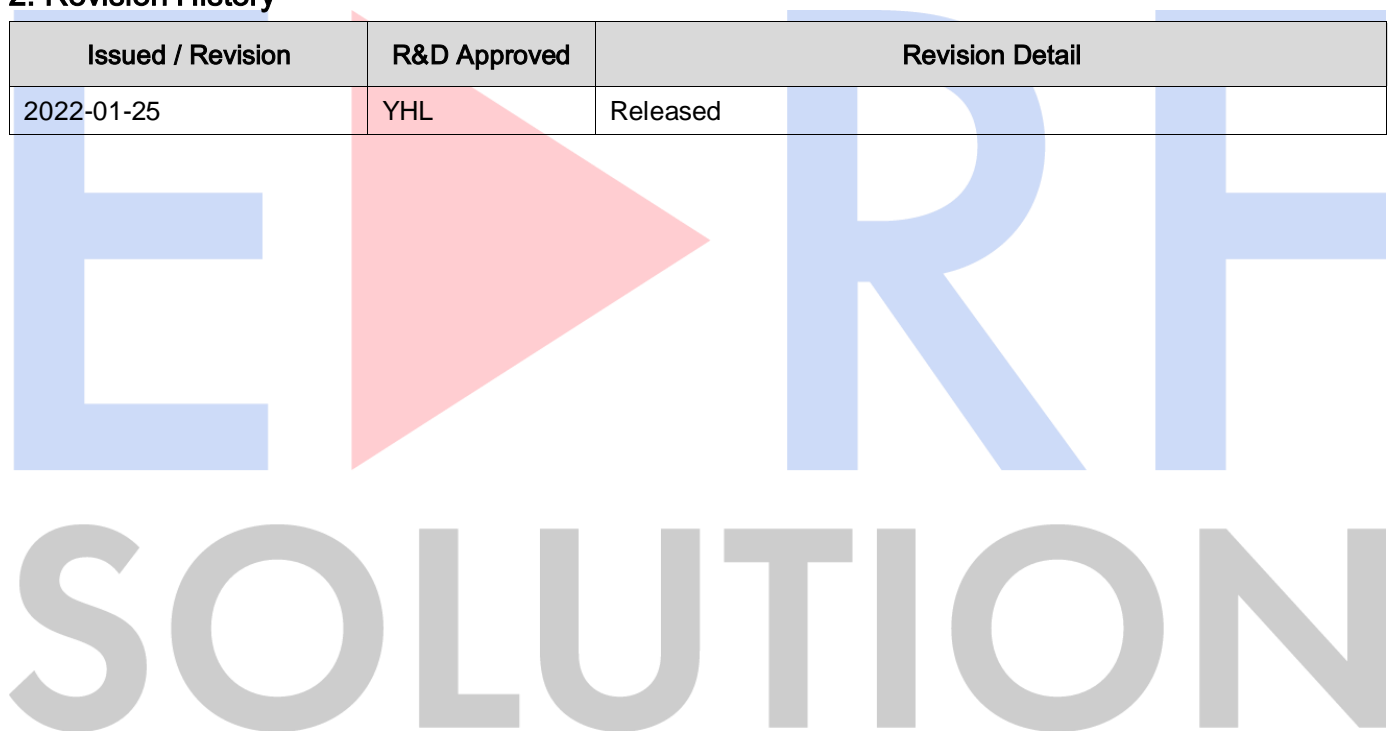
Specification


1. Item

Product	+40dBm LPA
Partnumber	ELM-1805-40-54

2. Revision History

Issued / Revision	R&D Approved	Revision Detail
2022-01-25	YHL	Released



Design	R & D	Approval
		
CYKIM		

Customer:	Date:	Part No.: ELM-1805-40-54
-----------	-------	--------------------------

General Specification

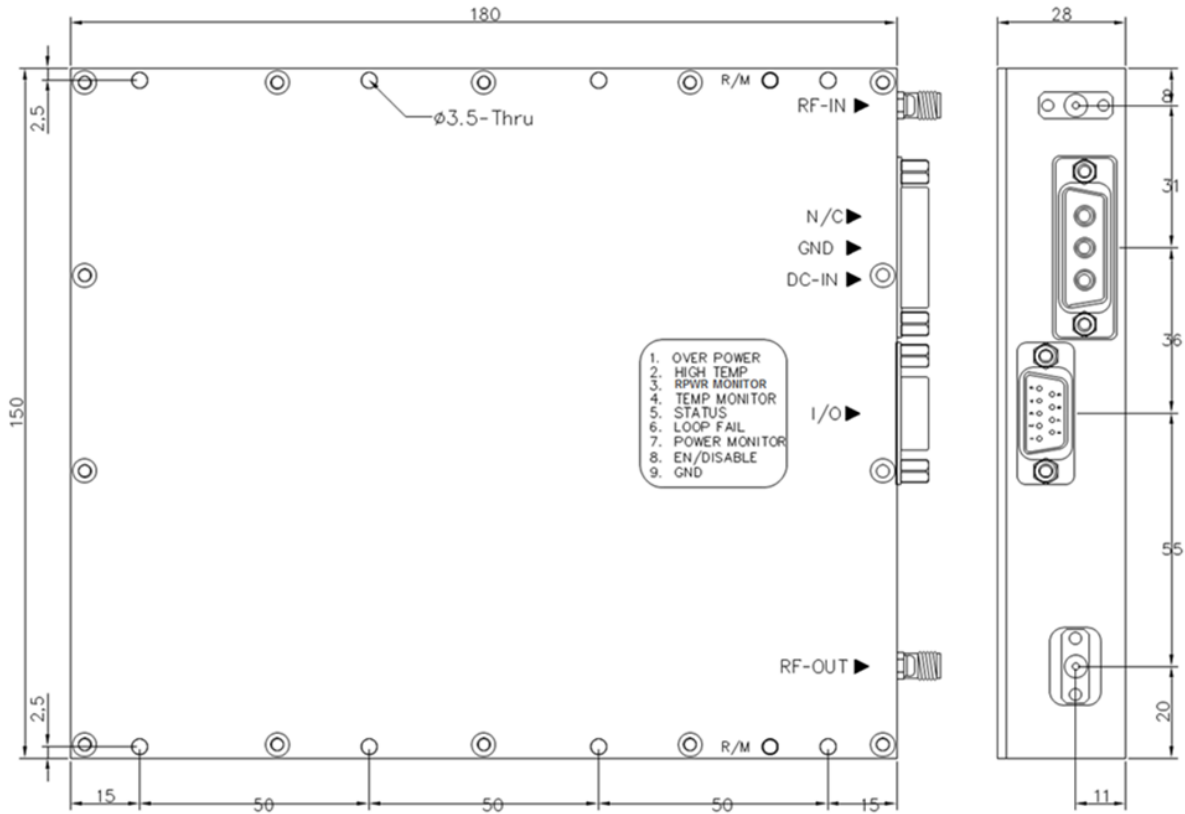
No.	Parameter	Specification	Unit
1	Operating Frequency Range	1805~1880MHz	@ Can be customized 30MHz BW
2	Operating Bandwidth	75MHz	-
3	Output Power Level	40dBm	10W
4	IMD	-60dBc min	@ CW 2tone, 100KHz
5	Gain	54dB ± 1.0dB	-
6	Gain Flatness	± 0.5dB	-
7	Gain Variation with Temperature	± 1.0dB max	@ -20°C ~ +60°C
8	Input / Output VSWR	1.5 :1 (max.)	@With in Isolator
9	Harmonic	-40dBc Max	-
10	Supply Voltage	DC +27V	Volt
11	Supply Current	4.5A Max. / TBD	28Watt
12	Operating Temperature	-20°C ~ +60°C	-
13	Storage temperature range	-40°C ~ +85°C	-
14	Relative Humidity	0% ~ 90%	Non-condensing

SOLUTION

Mechanical Specification

No.	Parameter	Specification	Unit
1	Dimension	180*150*28	W*D*H (mm)
2	Connector Type	SMA(F)	-
3	Pin Map (D-sub 9pin Male)	1. Over Power Alarm	Po=+42dBm±1dB / Shutdown High
		2. High Temp. Alarm	High (shut-down) / Low (Normal) Alarm & Shutdown : Higher than +90°C Auto Recovery : Lower than +70°C
		3. VSWR Alarm	High (Alarm) / Low (Normal) / 30dBm (Output Open)
		4. Temp. Monitor	Vo=(T / 100)+500mV
		5. LPA Status	High (Inactive), Low (Active)
		6. Loop Fail Alarm	High (shut-down) / Low (Normal)
		7. FWD Power Monitor	4.0V@Po=+40dBm, 0.1V/dB
		8. Enable/Disable	High (Disable) /Open & Low (Enable)
		9. GND	Ground
4	DC Fail Alarm (DC Fail Alarm function is integrated)	19V ~ 31V : Shutdown 21V~29V : Auto Recovery	-
5	Power Specification	3W3P Male Connector A1 : +27V, A2: GND, A3: NC	-

■ Mechanical Dimension [Unit: mm]



ECHO RF SOLUTION